

E4-WM5-Y173A00 MOUNTING INSTRUCTIONS



fig. 1

**When fitting the spring plate
(1) care must be taken to
ensure that the circlip (2)
is seated correctly!**

Beispiel: Sprengring unten
Example: circlip in lower position

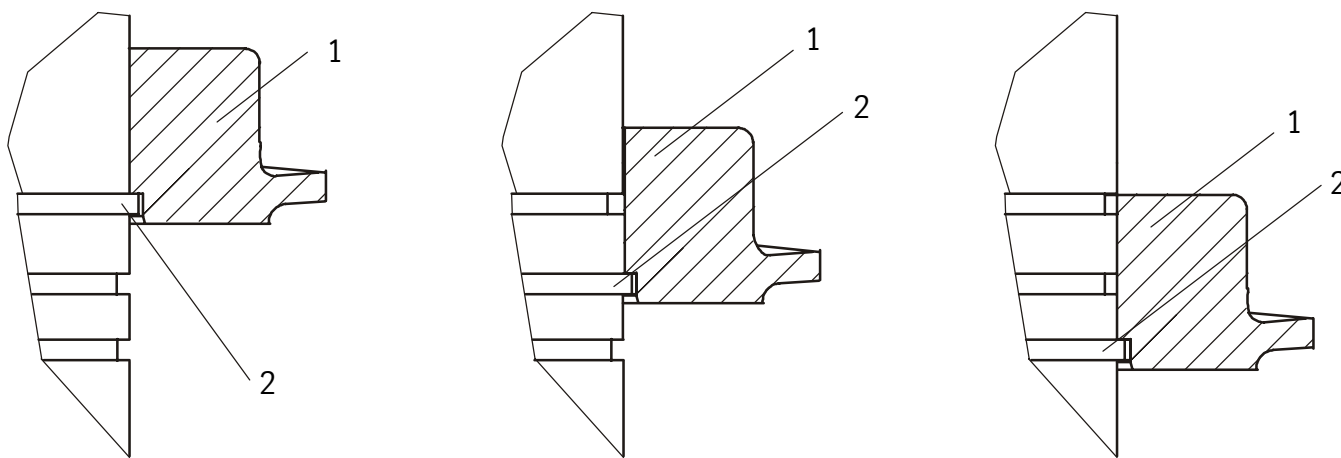
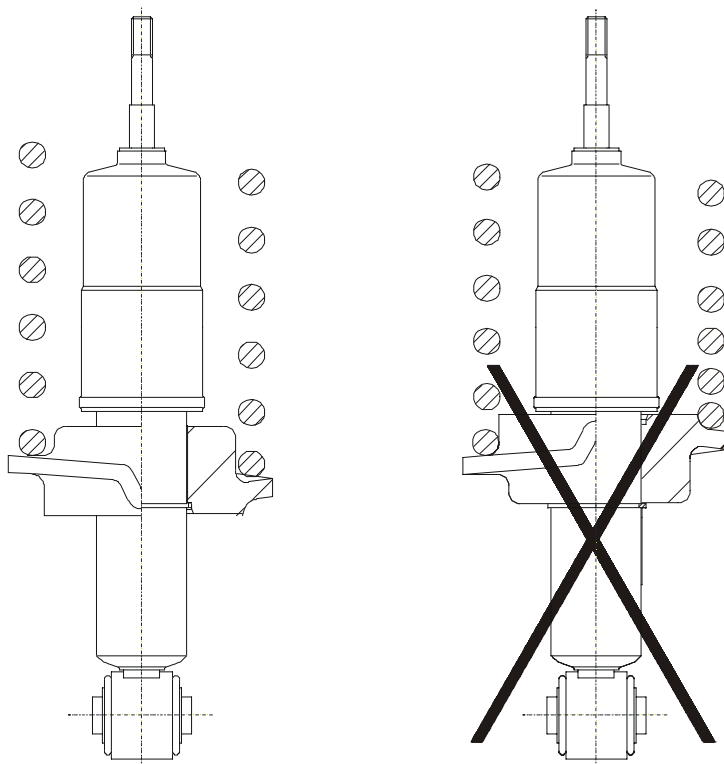


fig. 2

**Install spring plate in correct direction!
Improper installation will cause incorrect ride
height and damage the shock absorber!**



E4-WM5-Y173A00 MOUNTING INSTRUCTIONS



fig. 3

Carefully check that the spring will not become loose at fully extended shock absorber length (max. lowering)!

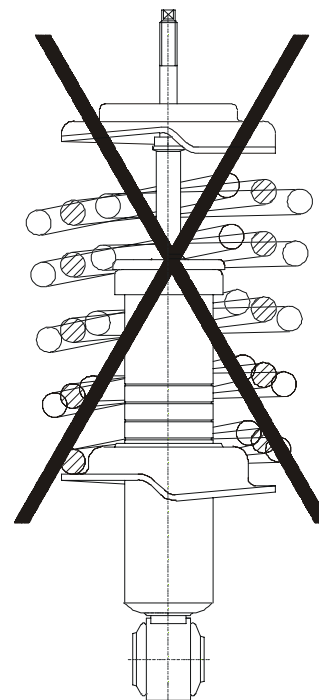
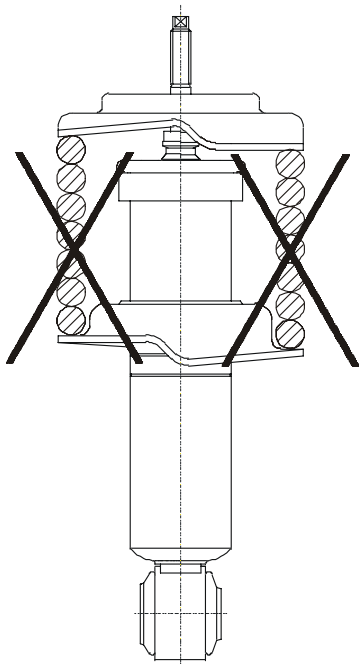


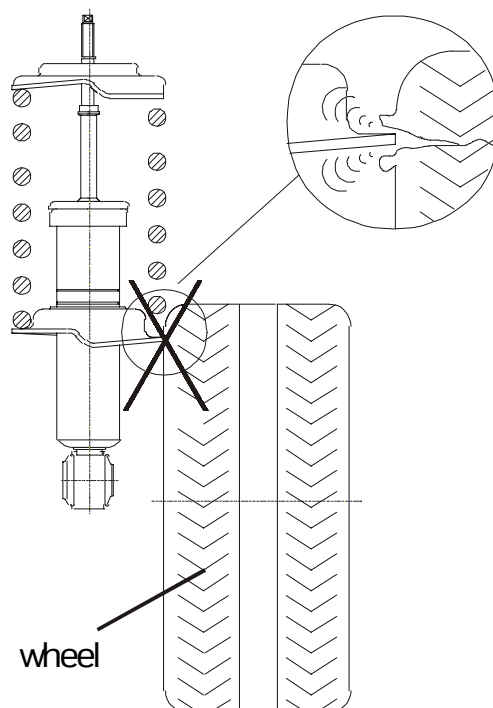
fig. 4



The spring must not be fully compressed when the shock absorber is fully compressed (upper groove)!

fig.5

The wheel or other chassis components must not touch spring plate, bracket or brake hose holder (max. lowering)



E4-WM5-Y173A00

MOUNTING INSTRUCTIONS



BILSTEIN shock absorbers with additional circlip grooves



This section only applies to selection of the upper, central or lower circlip position for the shock absorber types listed in the application guide below.

type	upper circlip groove	central circlip groove	lower circlip groove
F4-B46-1876	TOYOTA Mark II JZX91 ab 10.92		TOYOTA Crown JZS155
F4-B46-2114	HONDA Ascot		HONDA Accord
F4-BE5-2641	FORD Ka bis '98		FORD Fiesta/ Puma bis '98
F4-BE5-6095	FORD Ka ab '98		FORD Fiesta/ Puma ab '98
F4-BE5-6271	---		mitsubishi Pajero ab '99
F4-B46-0608	BMW E28 HD- Version		
F4-B46-0819	BMW 2500- 3.3l (spring plate with step/)		BMW 2500- 3.3l (flatt spring plate)
F4-B46-0730	BMW 518- 530 (spring plate with step)		BMW 518- 530 (flatt spring plate)
F4-BE3-6747	mitsubishi Galant Kombi/ Station Wagon		mitsubishi Galant Limousine/ sedan
F4-BE3-2583		mitsubishi Legnum Kombi/ Station Wagon	mitsubishi Galant Limousine u. Kombi/ sedan and Station Wagon
F4-BE5-2582	mitsubishi Legnum Kombi/ Station Wagon	mitsubishi Galant Limousine/ sedan	
F4-BE5-A170	SUBARU Legacy BE5 sedan		SUBARU Legacy BH5 wagon